


# Literature Review & Project Template



November 15, 2012

# Content

---

- Literature Review
- Project Templates
- Summary
- References
- Recommended reading

# Literature Review

---

- Why is literature review important?
  1. Knowledgeable about your project topic  
**READ+UNDERSTAND+CRITIQUE = FULL KNOWLEDGE**
  2. Know what others have done in similar area
    - Articles (journal papers), books, white papers, useful newspapers (The Times, Guardian etc.)
  3. Cross-referencing

# Literature Review

---

- Where can YOU find these articles?
- Your library catalogue and online databases such as:

- Science Direct
- Scopus
- Zetoc
- Inspec

- IEEE Xplore
- IET
- ACM Portal
- Intel


- ANTE (Abstract in New Technology and Engineering ProQuest)
- Academic Search Complete (EBSC)
- SAE Digital Library
- Royal Academy of Engineering

- Other than using academic journals and papers, do use text book and company white papers (search the Internet for these)


# Literature Review

When will I  
finish reading all  
these???

NOT BEFORE THE  
PROJECT END  
DATE



**Use updated material,  
recommending the past 2 years**



# Literature Review

---


- Group your papers
- Summarise them
- As you build your knowledge about the subject area and understanding the material, start critiquing them
  - What is positive
  - What is negative
- Reference your work...**Important**
- **Keep in mind:**
  1. What the text or article or journal is saying (summary)
  2. What do I think about what it's saying (Evaluation)

# Cross-referencing Literature Review

---

- How will you adapt the positives or negatives in the Evaluation & Discussion chapter?
- Examples:
  - The author of this project has improve upon Saunders, M (2011) technique by...(state how you improve upon Saunders technique)
  - The author of this project adapt the technique of Loo, J (2012)...(Say how you use Loo technique in your project).
- This will make your project academically sound or convincing.
- **Avoid 1<sup>st</sup> person writing e.g. the use of "I", "we" etc.**
- **Avoid contraction grammar e.g. wasn't, doesn't etc.**

A NEW BOOK WITH  
A LITTLE BIT OF THIS  
AND A LITTLE BIT OF THAT



search ID: jfa0842

© Original Artist  
Reproduction rights obtainable from  
[www.CartoonStock.com](http://www.CartoonStock.com)



# Project Template

---

- Most Projects have 4 mandatory chapters
- Example of project structure:
  - Abstract
  - Introduction
  - Literature Review
  - Research Approach/Methodology
  - Results
  - Discussions
  - Conclusion and Recommendations
  - References
  - Appendices

# Summary

---

- Literature builds your knowledge about the subject area
- Use updated material, recommending the past 2 years  
Avoid 1<sup>st</sup> person writing e.g. the use of "I", "we" etc.
- Avoid contraction grammar e.g. wasn't, doesn't etc.
- The project is essentially in three parts
  - The theoretical work relates to teaching and learning approaches
  - The development and delivery
  - The findings and evaluation

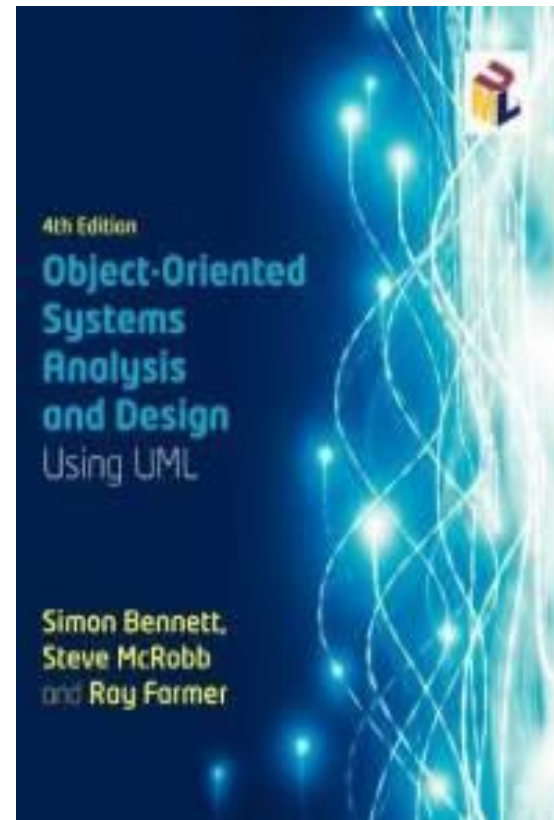
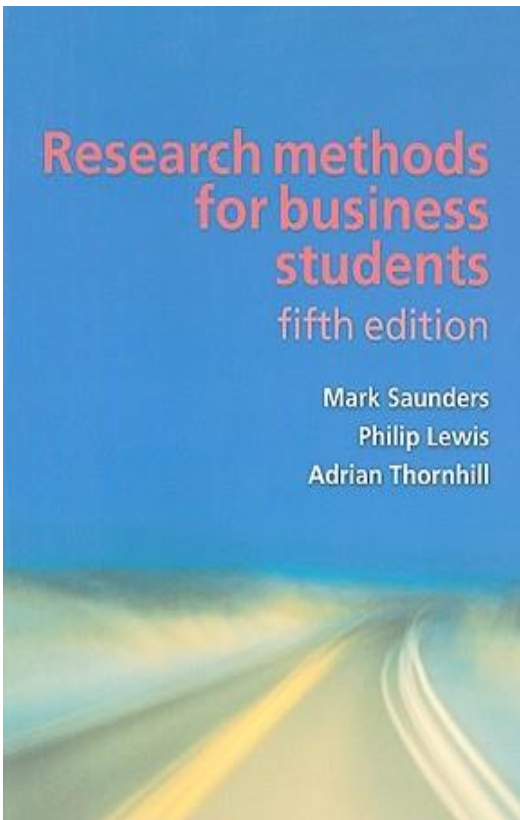
# References

---

- Research methods for business students, Saunders M., Lewis, P., Thornhill A., fifth edition, 2009
- Object-Oriented Systems Analysis and Design using UML, Bennett S., McRobb S., Farmer R., fourth edition, 2010

# Recommended Readings & Video

- <http://www.youtube.com/watch?v=iG6XXk700C8>



---

Thanks for your attention

**Q&A**